



Lesson 4: “An Invitation to Come and See”

Online Crew Club Plan

<u>Key Teaching Point</u>	I’m invited into a personal relationship with Jesus.
<u>Bible Verse</u>	“And this is the way to have eternal life—to know you, the only true God, and Jesus Christ, the one you sent to earth.” (John 17:3, NLT)
<u>Bible Passage</u>	“Jesus calls the disciples” (John 1:35-39, NLT).
<u>Materials</u>	<ul style="list-style-type: none">● 04: An Invitation to Come and See” Zoom Slides
<u>Mystery Bag (Optional)</u>	<ul style="list-style-type: none">● Handout 1, cut out and placed in each mystery bag

Relate (10 minutes)

Welcome students.

Greet crew members as they sign on.

Icebreaker Options (choose one):

- Ask students to share their highs and lows (the best and worst things that happened to them either today or from the past week).
- Rosebud: Ask students to share a highlight or success from the week (a rose), a challenge or disappointment from the week (a thorn) and something they are looking forward to doing or experiencing in the week ahead (a bud).
- Open a discussion: **Think about one of your best friends. How did you become friends? What kind of impact has this person had on your**

life?

Play a game.

What is THAT?

In this game, students look at close-up pictures of different objects and guess what the object is. Share your screen and flip through Images 1-5 in the Zoom slides for lesson 4. Go through each image one-at-a-time.

Optional: Form students into two teams. Give a team a point if they are the first to correctly guess what the object is.

Answer key:

- Image #1: Butterfly wing
- Image #2: A leaf
- Image #3: An orange
- Image #4: The inside of a tree trunk
- Image #5: An eye

In the game we just played, looking too close made it really difficult to see and know what the object was. The opposite is true when we come close to Jesus. We have to draw near to Jesus if we want to see and know who Jesus is and what he is like! Thankfully, that is the invitation Jesus offers us: come and see!



Receive (10 minutes)

Hear God's Word.

Optional mystery bag activity: Print Handout 1 for each student in your crew and cut out the cards, placing them in the mystery bag. As you tell the Bible story, ask students to hold up the emoji that corresponds to the story.

Share your screen and show the emoji images as you tell the Bible story from John 1:35-39. Ask students to do the motions that correspond with each emoji found in the directions below unless you choose to do the mystery bag activity:

Walking feet: Ask students to get up from their seat and walk in place.





Pointer finger: Ask students to point at their camera.



Earth: Ask students to make a circle with their hands.

Eyes: Ask students to open their eyes as wide as they can.

Ear: Ask students to cup their hand around their ear.

Glasses: Ask students to make glasses around their eyes with their hands.

	<p>Jesus was WALKING through a town called when he WALKED past his cousin John and two of John's followers, Andrew and another disciple whose name we don't know!</p>
	<p>John POINTED to Jesus and said to his followers, "Look, the Lamb of God!"</p>
	<p>John was saying to his followers that Jesus was God's Son who came from heaven to EARTH to die for the sins of the whole world so that our sins could be taken away! This caught the attention of John's two disciples, so they left John to follow Jesus!</p>
	<p>As they ran after Jesus, he heard them coming and he turned around and asked them: "What are you LOOKING for?"</p>

	<p>After what they had HEARD from John about Jesus, they knew they wanted to spend more time with Jesus, so they asked him: “Where are you staying?”</p>
	<p>So Jesus replied: “Come and SEE!” So Andrew and the unnamed disciple went to see the place Jesus was staying and remained there with him for an entire day!</p>

What was the invitation that Jesus gave to Andrew and the other disciple?

Take student responses.

The invitation was to come and see Jesus! Andrew and the other disciple of John met Jesus for the first time in this story, but they would go on to spend more time with Jesus as he taught crowds and healed sick and hurting people. They would even see Jesus lifted up into heaven! They, along with twelve others, came to know all about Jesus by spending time with him and seeing how Jesus interacted with God and with other people.

Jesus has the same invitation to each one of us. Jesus wants to have a personal relationship with us so that we can know who he is just as Jesus knows who we are! Jesus knows who we are because he created us, but we don't know Jesus unless we spend time with him. We can spend time with Jesus in prayer and by reading from God's Word, the Bible. Everytime we read the Bible, Jesus wants to come meet with us! Jesus is the same yesterday, today and forever, so even if we read about something Jesus did many, many years ago, he still is the same Jesus we can meet with today!



Respond (10 minutes)

Apply God's Truth.

Discuss as a group: **Think about the people closest to you. How do you get close to someone and what happens when you do?**

Take student responses.

We become close to other people relationally the more that we spend time with them and share our lives with them. Jesus wants us to draw close and to build a personal relationship with him.

Jesus wants us to truly know him just as Jesus truly knows us! Jesus doesn't hide from us if we seek after him. Instead, Jesus extends an invitation: come and see! He invites us to come and see who he is, what he is like, how he loves others and how he loves God.

How does Jesus invite us to grow in relationship with him today?

Take student responses.

Jesus invites us to spend time in the Word of God, the Bible. It is filled with stories about Jesus that show us who he is and what he is like. We also can spend time with Jesus in prayer. Jesus promises to be with us when we tell others about him and when we follow him.

How will you spend time with Jesus this week?

Take student responses. Check back in with students the following week to see how it went!

Close in prayer.

Share a short testimony with your group of how you responded to Jesus's invitation to know him personally.

Then take prayer requests and close in prayer.

Handout 1

