


DISCOVERING GOD'S TREASURE: WHO I AM IN CHRIST

Lesson 7

Small Group Lesson Plan | Intermediate (Grades 3-6)



LESSON 7: Obedient From The Heart

<p>Bible Story</p> <p>The Ten Commandments <i>Exodus 20:1-21</i></p>	<p>Materials</p> <ul style="list-style-type: none">• A Bible• A snack and a nametag for each student• Colored pencils or crayons• Four dice*• Handout 1, one copy per student• Handout 2, one copy per student• Handout 3, one card per student• “How are you feeling?” Emoji Chart*• Small group prayer request sheet• Scissors, one pair per student• Sandwich bags, one per student• A heart-shaped pretzel snack, at least one pretzel per student• Treasure chest handout, one per student <p>*Materials marked with an asterisk are in the CKC Games Bag.</p>
<p>Bible Verse</p> <p>“And you must love the Lord your God with all your heart, all your soul, all your mind, and all your strength. The second is equally important: Love your neighbor as yourself. No other commandment is greater than these.”</p> <p><i>Mark 12:30-31, NLT</i></p>	
<p> Identity Who God Says I Am</p> <p>I can be obedient from the heart.</p>	

Small Group Session 1

15 Minutes

Opening Icebreaker

Distribute name tags and snacks. Choose one of the following icebreaker activities to do together while students eat their snack:

- Ask the students to share with a neighbor the coolest or strangest thing that has happened to them this week.
- Let students take turns sharing how they're feeling today using the "How Are You Feeling?" emoji chart (from the CKC Games Bag).
- As students are eating their snack, ask, **"What are some rules at home or at school that are easy to obey? Which ones are harder?"**

Pray Together

[Collect prayer requests from the students.](#)

The small group leader or a child who volunteers may pray for the entire group.

Small Group Game: Perfect 10

Materials needed: Four dice

Instructions:

1. Divide students into two equal teams.
2. Give each team two dice.
3. Ask each team to choose a player to roll the dice first.
4. On "GO," each player will continue to roll their dice until the sum of both dice is ten.
5. When a player rolls a sum of ten, they will pass off the two dice to a player on their team who has not yet rolled.
6. The first team that gets through all their players rolling a sum of ten wins the game.

Small Group Session 2 35 Minutes

Identity Exploration

This is the kind of heart that Jesus wants to give us:

- A heart that obeys cheerfully and with delight.
- A heart that obeys exactly, without trying to avoid what was asked. (Doing something partially would be like cleaning your room after your mom or dad asks you, but by shoving everything into the closet!)
- A heart that obeys immediately and without delay
- A heart that seeks opportunities to obey, by reading and searching God's Word for his commands that are for our good

Give each student Handout 1. Pass out a couple of scissors so that the students can cut out the keys.

Jesus wants to give us this kind of heart, a heart like his, so that we can walk in obedience full of love for God and love for others. It is as if Jesus has given us the keys to open the door of obedience!

Give each student Handout 2. Set out coloring supplies for your small group. Ask the students to draw two different opportunities where they can demonstrate obedience and love for God and others in the next week inside the two door panels. As students are coloring, invite them to share with the group what those two opportunities would be.

Ask the students, **“What keys does Jesus give you that would be useful to you in these situations?”**

If you receive Jesus's heart of love for God and for others, you also receive Jesus's heart that is able to obey. Trust that he has made you “obedient from the heart!”

Invite students to open up their hands if they would like to receive Jesus's heart of obedience, and pray for each of them by name.



Meditation | Consistently focusing on and speaking God's truth to ourselves.

If you have received Jesus's heart to love God and love others, then you have a heart that is able to obey.

Give each student at least one heart-shaped pretzel snack inside of a sandwich bag. Cut out the cards in Handout 3 and give one to each student to put inside their sandwich bag as a reminder that Jesus gives them his heart of love for God and for others.

When we find ourselves in a situation where we can choose whether to obey or disobey, we will need to focus on and speak God's truth to ourselves, otherwise, when we hear thoughts like, "I just can't do it, it's too hard!" or "I can't help it, I'm just so mad!" or "Disobeying is just who I am, I'm a troublemaker." we will believe those thoughts to be true and choose to disobey.

When we're in a situation where we can choose to obey or disobey, instead of focusing on those thoughts that we can't obey, we can tell ourselves God's truth over us:

"Jesus has given me his heart. I am able to demonstrate love for God and for others."

Challenge students to give this meditation exercise a try in the next week and to share their experience the following week.

Bible Verse Game

Review the Bible verse with a [Bible verse game](#).





"And you must love the Lord your God with all your heart, all your soul, all your mind, and all your strength. The second is equally important: Love your neighbor as yourself. No other commandment is greater than these." *Mark 12:30-31, NLT*

Treasure Chest Handout

Give each student a treasure chest handout and some colored markers or crayons. Invite the students to draw something they discovered about Jesus and something they discovered about themselves inside their treasure chest. Students should also circle the tool that they used in small group to help them discover those truths. As the students are completing the handout, ask students to think about how they can use that tool during the week.

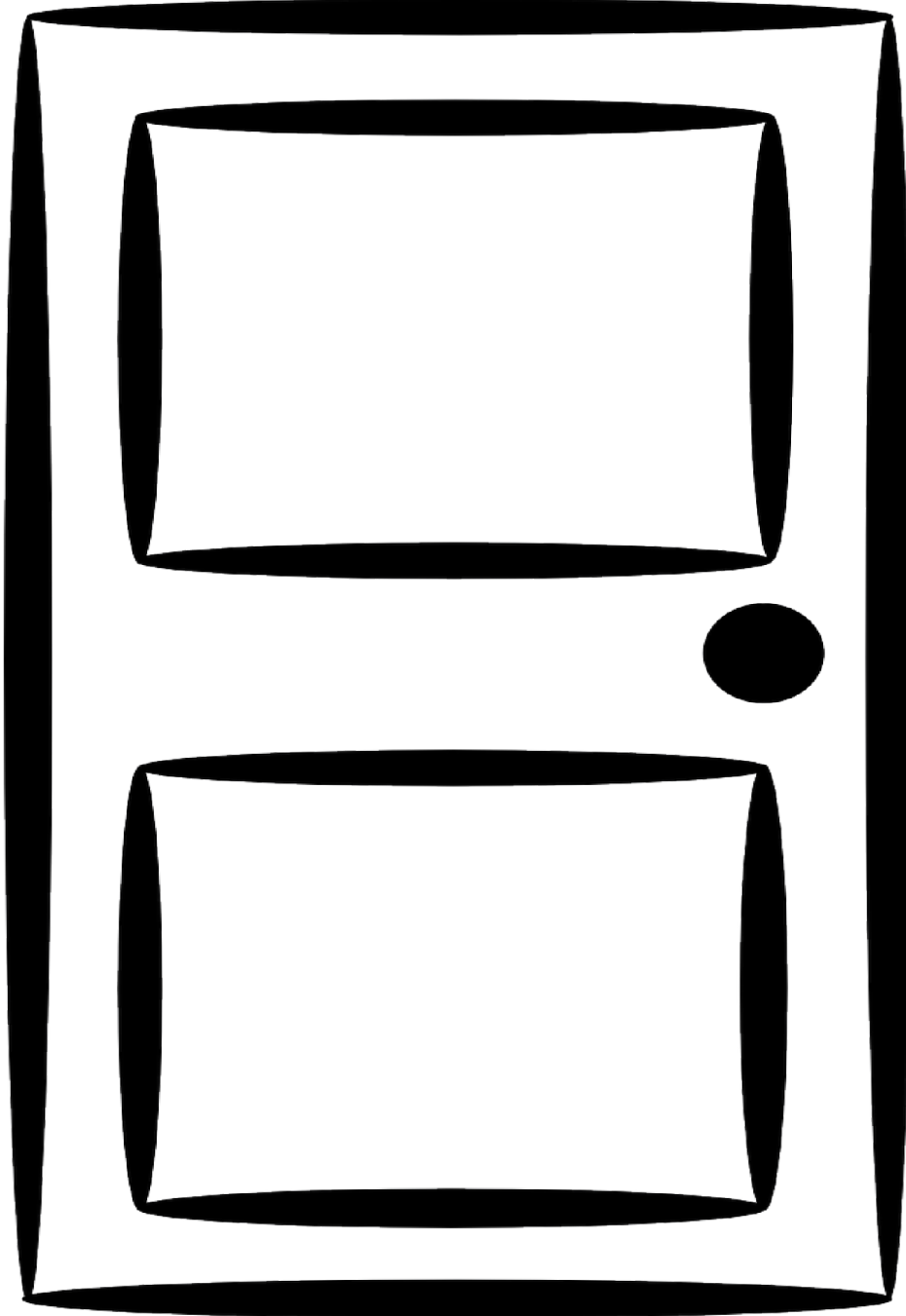
Handout 1

THE KEYS TO OBEDIENCE



Handout 2

DOOR OF OBEDIENCE




Handout 3

<p>Jesus has given me his heart.</p> <p>DISCOVERING GOD'S TREASURE: WHO I AM IN CHRIST</p>	<p>Jesus has given me his heart.</p> <p>DISCOVERING GOD'S TREASURE: WHO I AM IN CHRIST</p>
<p>Jesus has given me his heart.</p> <p>DISCOVERING GOD'S TREASURE: WHO I AM IN CHRIST</p>	<p>Jesus has given me his heart.</p> <p>DISCOVERING GOD'S TREASURE: WHO I AM IN CHRIST</p>
<p>Jesus has given me his heart.</p> <p>DISCOVERING GOD'S TREASURE: WHO I AM IN CHRIST</p>	<p>Jesus has given me his heart.</p> <p>DISCOVERING GOD'S TREASURE: WHO I AM IN CHRIST</p>
<p>Jesus has given me his heart.</p> <p>DISCOVERING GOD'S TREASURE: WHO I AM IN CHRIST</p>	<p>Jesus has given me his heart.</p> <p>DISCOVERING GOD'S TREASURE: WHO I AM IN CHRIST</p>
<p>Jesus has given me his heart.</p> <p>DISCOVERING GOD'S TREASURE: WHO I AM IN CHRIST</p>	<p>Jesus has given me his heart.</p> <p>DISCOVERING GOD'S TREASURE: WHO I AM IN CHRIST</p>

Name:

Story:

**What's in your
treasure chest?**



TOOLBAR



Thanksgiving



Confession



Worship



Prayer



Meditation



Identity



Service



Bible