

DISCOVERING GOD'S TREASURE: WHO I AM IN CHRIST


Lesson 18

Small Group Lesson Plan | Intermediate (Grades



3-6)

LESSON 18: Safe and Secure

<p>Bible Story</p> <p>The Prayers of Jesus Are Powerful</p> <p><i>John 17</i></p>	<p>Materials</p> <ul style="list-style-type: none">• A Bible• A snack and a nametag for each student• A squishy ball• Small Group Prayer Request Sheet• Treasure chest handout, one per student
<p>Bible Verse</p> <p>“Therefore he is able, once and forever, to save those who come to God through him. He lives forever to intercede with God on their behalf.”</p> <p><i>Hebrews 7:25, NLT</i></p>	
<p> Identity Who God Says I Am</p> <p>I am kept by God.</p>	

Small Group Session 1 15 Minutes

Opening Icebreaker

Distribute name tags and snacks. Choose one of the following icebreaker activities to do together while students eat their snack:

- Ask students to share a high and a low (the best and the worst thing that happened to them this week).
- Let students take turns sharing how they're feeling today using the "How Are You Feeling?" emoji chart (from the CKC Games Bag).
- As students are eating their snack, ask, "**Has anyone you know ever had a prayer answered?**"

Pray Together

[Collect prayer requests from the students.](#)

The small group leader or a child who volunteers may pray for the entire group.

Small Group Game: Clap Ball

Materials needed: A squishy ball

Seat students in a circle facing each other. The first student throws the ball up in the air and must clap once before catching the ball, who then passes the ball to the next student who must do the same. The ball continues around the circle until it gets back to the first student, who then must clap twice before catching the ball and passing it. Continue to increase the challenge by adding claps between catches. For competitive play, eliminate players from the circle who fail to clap the required amount of times or who do not catch the ball, until you have a winner.

Small Group Session 2 35 Minutes

Identity Exploration

Jesus knew that life in this world is difficult. That's why he prayed for his disciples and all who would come to know and follow him when it was time for him to leave this world. What did Jesus pray for?

Take student responses.

Jesus prayed that everyone who believes and trusts in him would:

- ...be protected under the powerful name of God.
- ...be safe from the evil one.
- ...be made holy
- ...to experience the same love that the Father has for his Son.
- ...be filled with the joy of Jesus.
- ...understand God's Word by the work of the Holy Spirit

Give each student Handout 1. Give them five minutes to complete the maze.

Finding your way through life can sometimes be like finding your way through a maze. Each day we have to make choices and we don't always know which way to go. Sometimes we even choose the wrong path, and we have to back up and start over again.

Leader, tell about a time when you found yourself having to back up and start over. Talk about how you've seen the powerful prayer of Jesus from John 17 working in your life.

Jesus is praying to the Father, asking him to keep us safe and protect us. We can trust that he is listening and that Jesus's prayers for us are powerful!

Prayer | Two-way conversation with God.

Ask students, **"What makes you feel safe and why?"**



No matter what you go through today, next week, or next year, Jesus is praying for you! When you consider this, what changes in your heart?

Take student responses.

What are you going through right now? Let's ask God to help us believe that Jesus has already prayed for you about this!

Take a couple of minutes to share and pray.

Bible Verse Game

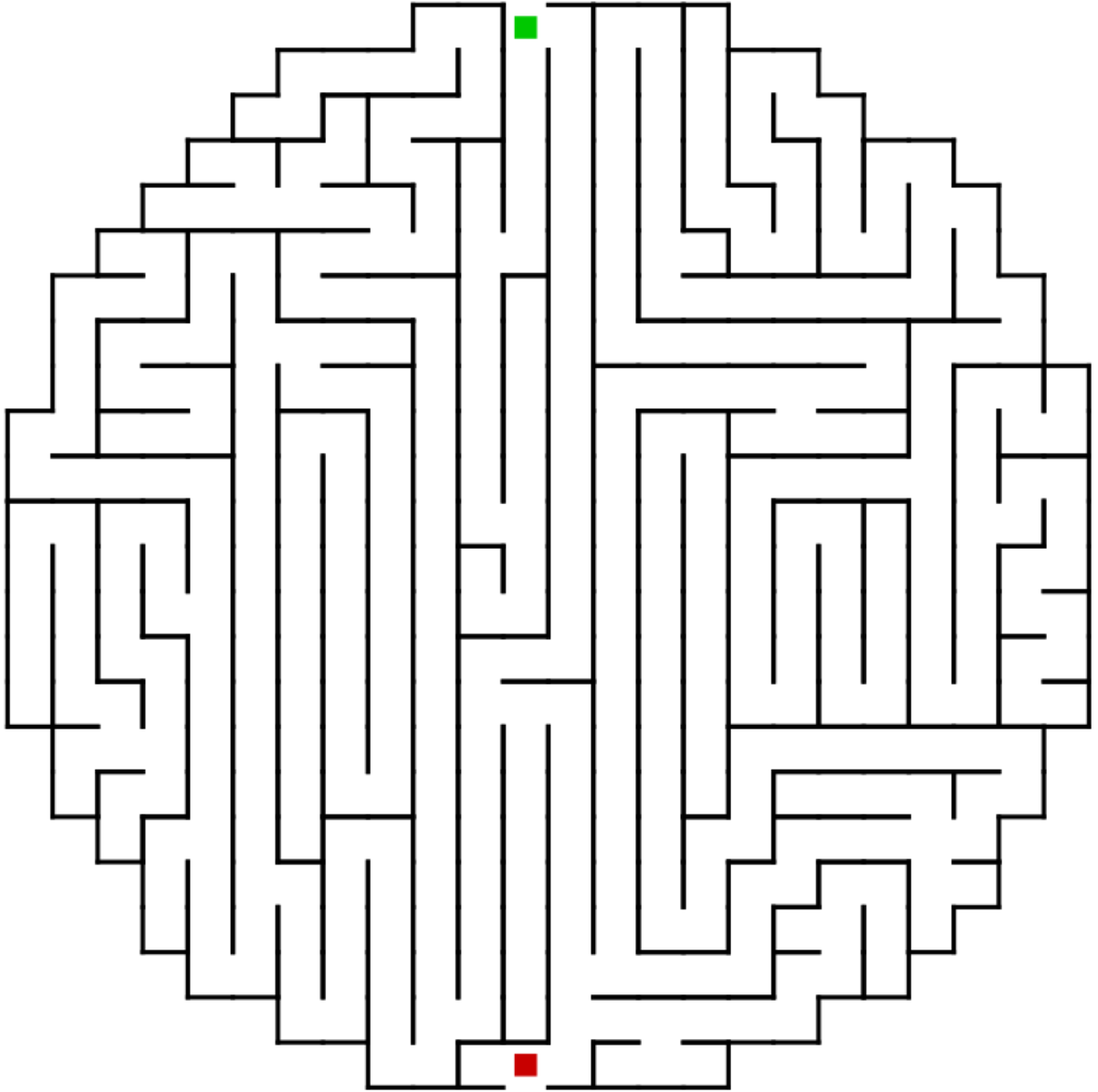
Review the Bible verse with a [Bible verse game](#).

“Therefore he is able, once and forever, to save those who come to God through him. He lives forever to intercede with God on their behalf.” *Hebrews 7:25, NLT*

Treasure Chest Handout

Give each student a treasure chest handout and some colored markers or crayons. Invite the students to write something they discovered about Jesus and something they discovered about themselves inside their treasure chest. Students should also circle the tool that they used in small group to help them discover those truths. As the students are completing the handout, ask students to think about how they can use that tool during the week.


Handout 1



Name:

Story:

What's in your
treasure chest?



TOOLBAR



Thanksgiving



Confession



Worship



Prayer



Meditation



Identity



Service



Bible