

DISCOVERING GOD'S TREASURE: WHO I AM IN CHRIST

Lesson 19

Small Group Lesson Plan | Primary (Grades K-3)



LESSON 19: Citizens of Heaven

Bible Story

The Kingdom of God is where Jesus rules and reigns!

Luke 17:20-21

Bible Verse

“But we are citizens of heaven, where the Lord Jesus Christ lives. And we are eagerly waiting for him to return as our Savior.”

Philippians 3:20, NLT



Identity | Who God Says I Am

I can be a citizen of heaven, an ambassador of God's kingdom!

Materials

- A Bible
- A snack and a nametag for each student
- A sheet of chart paper and a marker
- Handout 1, one printed copy
- [Small Group Prayer Request Sheet](#)
- Treasure chest handout, one per child

Small Group Session 1 15 Minutes

Opening Icebreaker

Distribute name tags and snacks. Choose one of the following icebreaker activities to do together while students eat their snack:

- Ask students to share what made them smile today.
- Let students take turns sharing how they're feeling today using the "How Are You Feeling?" emoji chart (from the CKC Games Bag).
- As students are eating their snack, ask, **"What do you think the word "citizen" means?"**

Pray Together

[Collect prayer requests from the students.](#)

The small group leader or a child who volunteers may pray for the entire group.

Small Group Game: Walk and Stop

No materials needed.

This game is about listening to directions. The leader will call out walk and stop, the students will walk when walk is called, and stop when stop is called. Do this for a couple of rounds, and then switch the meaning, now "Walk" means to stop, and "Stop" means to walk. The student is out when they fail to follow the proper direction; leaders should be watching to determine who is out. The last student remaining wins.

Small Group Session 2 35 Minutes

Identity Exploration

When I say the word “alien” what do you think about?

Take student responses.

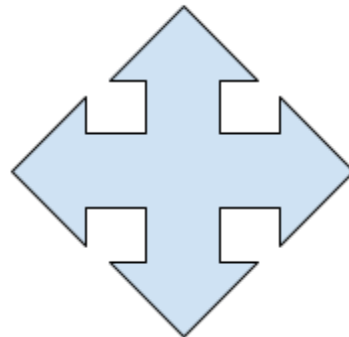
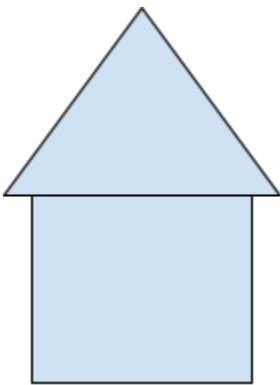
You may think of a strange alien coming from another world or planet, but did you know that an alien also refers to someone who is a citizen of another country but is living somewhere else! God’s children, citizens of heaven, are aliens, too! We live on the earth, but we belong to Jesus and to where he rules and reigns!

Close your eyes. Let’s imagine for a moment that an alien from another planet showed up in your neighborhood. What do you think they would experience? Do you think they would be able to understand you? How do you think they would act?

Take student responses.

An alien has a different home, a different language and acts differently. In the same way, citizens of heaven have a different home, a different language and act differently too!

On a sheet of chart paper, draw the following three icons:



For a citizen of heaven, where is our home? Where do citizens of heaven belong? What do you think it is like in the place where Jesus rules and reigns?

Record student responses underneath the “house” icon.

A citizen of heaven talks differently from the people in the world. How do you think citizens of heaven speak to others?

Record student responses underneath the speech bubble icon.

Our mouths and our language is used for good, to help those who hear our words and to encourage others. Ephesians 4:29 says, “Don’t use foul or abusive language. Let everything you say be good and helpful, so that your words will be an encouragement to those who hear them.” We should talk in a way so that others can know we are different. When we hear others cutting someone down, we should choose to build them up by saying good things about them. When others are lying to stay out of trouble, we should tell the truth even if it means we might get in trouble. If others are using bad words, we should use kind words and show God’s love to them.

Citizens of heaven also act differently. How do you think a citizen of God’s kingdom treats other people? What might a citizen of heaven *refrain* from participating in?

Record student responses underneath the arrow icon.

The things we do, the places we go, the way we treat others should all be different from other people in the world. When others are picking on someone, we should be their friend. When others are cheating on a test, we should be the ones doing right. We should be the ones setting a good example. Why? Because everything we do is a chance to show others the love of Jesus and how he is at work in our lives. What people see us do and say will make them think that’s what Jesus would do and say.



Service | Expressing God's truth in our relationships so that other people might see, know and trust in Jesus.

Use the scenario cards provided in Handout 1 to discuss how students can be a good citizen and show love to your neighbor in each situation. *You will need to read the scenarios aloud.*

For each scenario, discuss:

- What could you do? What choices do you have?
- What is the right choice? How do you know?

- How would you feel if you had to make this choice? Would it be easy to do the right thing or not?
- How would you get the courage to do the right thing?
- How could you find help from Jesus to love your neighbor? What rights and privileges do you have as a citizen of God's kingdom to help you with this?

Bible Verse Game

Review the Bible verse with a [Bible verse game](#).

“But we are citizens of heaven, where the Lord Jesus Christ lives. And we are eagerly waiting for him to return as our Savior.” *Philippians 3:20, NLT*

Treasure Chest Handout

Give each student a treasure chest handout and some colored markers or crayons. Invite the students to draw something they discovered about Jesus and something they discovered about themselves inside their treasure chest. Students should also circle the tool that they used in small group to help them discover those truths. As the students are completing the handout, ask students to think about how they can use that tool during the week.


Handout 1

<p>Your small group is making Valentine's cards. Someone in your group asks for a red marker. You are using a red marker, but you haven't finished coloring your heart. Some other people are using red markers too, but there are no extras.</p>	<p>Your teacher asks everyone to clean up their work spaces after finishing a project. When you are finished, you are free to choose any free time activity. Your group is already done cleaning their space. You notice another group that still has a huge mess.</p>
<p>You are playing outside in your neighborhood. You see a kid you don't know very well who fell down off their bike.</p>	<p>One of your classmates at school who is not really your friend lost their backpack with all of their school supplies.</p>
<p>You see some kids in P.E. who are picking on another kid that is not very athletic.</p>	<p>One of the girls in your class always comes to school with clothes that are not very nice. No one likes to talk to her. Everyone thinks she is weird.</p>
<p>John didn't invite you to his birthday party. You felt left out because all your other friends got to go. When it's your birthday, your mom said you can invite everyone in your class.</p>	<p>A boy in your class isn't very good at math and always gets bad grades on tests. He sits next to you, and when the teacher passes back a paper, you see he got an F.</p>
<p>Jose wouldn't share his birthday cupcakes with you last week. Today, your mom packed you homemade cookies in your lunch. Jose is sitting next to you and he says, "Those cookies smell really good."</p>	<p>Yesterday, you were playing on the playground with Alex. He got made and told you that he doesn't want to play with you anymore. Today, he came up to your group and asked to play.</p>

Name:

Story:

**What's in your
treasure chest?**



TOOLBAR



Thanksgiving



Confession



Worship



Prayer



Meditation



Identity



Service



Bible