


DISCOVERING GOD'S TREASURE: WHO I AM IN CHRIST

Lesson 22

Small Group Lesson Plan | Primary (Grades K-3)



LESSON 22: Chosen, Not Rejected

Bible Story Review of Units 1-5	Materials <ul style="list-style-type: none">• A Bible• A snack and a nametag for each student• Small Group Prayer Request Sheet• Treasure chest handout, one per child• ZAP Cards from the CKC Games Bag• The Questions Pack from the CKC Games Bag• A pad of paper and pen to keep score• Dice• One printed copy of Handout 1
Bible Verse “The Lord will not reject his people; he will not abandon his special possession.” <i>Psalm 94:14, NLT</i>	
 Identity Who God Says I Am Jesus is coming back for me, for I am his special possession.	

Small Group Session 1 15 Minutes

Opening Icebreaker

Distribute name tags and snacks. Choose one of the following icebreaker activities to do together while students eat their snack:

- Ask students to describe their week using only one word.
- Let students take turns sharing how they're feeling today using the "How Are You Feeling?" emoji chart (from the CKC Games Bag).
- As students are eating their snack, ask, **"Have you ever been chosen for a special task, project or team? How did it make you feel?"**

Pray Together

[Collect prayer requests from the students.](#)

The small group leader or a child who volunteers may pray for the entire group.

Small Group Game: ZAP!

Materials: ZAP cards and the Question pack from the CKC Games Bag and a pad of paper and pencil to keep score

Divide students into two teams and assign a scorekeeper. Ask a student from the first team a question from the Question Pack while playing ZAP. After the student reads and answers their question, let them draw a point-value card from the ZAP game. They receive the number of points on the card they draw for their team. They can continue to draw additional point-value cards to accumulate points, or they can stop (with their accumulated point total). If they draw a ZAP card, they lose all their accumulated points and must start again. A student from the second team can answer a question and take a turn at ZAP. Whichever team ends with the most points wins.

Small Group Session 2 35 Minutes

Identity Exploration

“What Makes Me Special” Roll & Answer

Using Handout 1, have students take turns rolling a dice and answering the questions that correspond with the number they rolled. Repeat around the circle a couple of times until everyone has had multiple opportunities to share something special or unique about them.

If time allows, you may continue the game by having students come up with six new questions to replace the ones already used on the handout.

Then discuss together: **“How do we know that we are God’s special possession?”**

It’s not because of the things we do, the things we hope for, but we can know we are God’s special possession because of what Jesus has done for us! We can have confidence that he is coming back for us!



Prayer | A two-way conversation with God

Has someone ever made you feel left out or like you were not wanted? How did that change your relationship with that person?

Take student responses.

How might knowing that God has chosen and not rejected you change the conversations you have with God?

Take student responses. Then, invite the students to find their own spot in the room or small group space and take a minute or two to talk to God in prayer.

Bible Verse Game

Review the Bible verse with a [Bible verse game](#).

“The Lord will not reject his people; he will not abandon his special possession.”







Psalm 94:14, New Living Translation

Treasure Chest Handout

Give each student a treasure chest handout and some colored markers or crayons. Invite the students to draw something they discovered about Jesus and something they discovered about themselves inside their treasure chest. Students should also circle the tool that they used in small group to help them discover those truths. As the students are completing the handout, ask students to think about how they can use that tool during the week.

Handout 1


"What Makes Me Special!" Roll & Answer

If you roll a ...	Tell your group ...
	<p>_____ makes me happy.</p>
	<p>I'm scared of _____.</p>
	<p>Something I'm proud of is _____.</p>
	<p>My favorite memory is the time that _____.</p>
	<p>The person I admire the most is _____ because _____.</p>
	<p>In the future I want to _____.</p>

Name:

Story:

**What's in your
treasure chest?**



TOOLBAR



Thanksgiving



Confession



Worship



Prayer



Meditation



Identity



Service



Bible